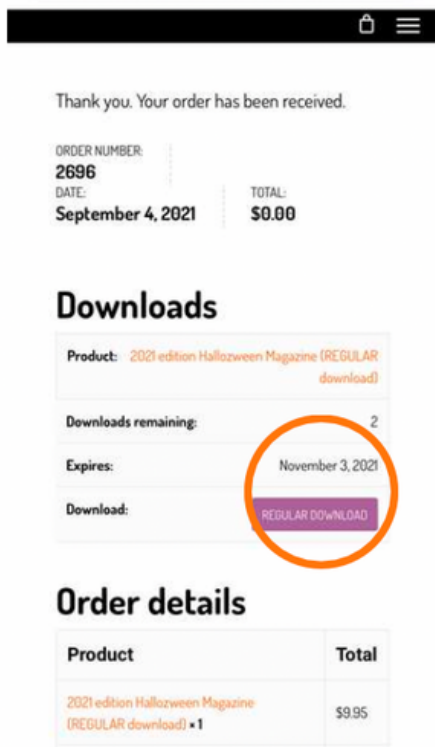


HOW TO DOWNLOAD AND SAVE THE HALLOZWEEN MAGAZINE

Before you complete the checkout process, please read these instructions on how to save your copy of the magazine to your mobile device.

STEP ONE



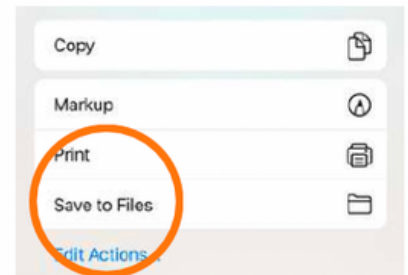
After checkout, you will be directed to the download page. When here, click the PURPLE download button.

STEP TWO



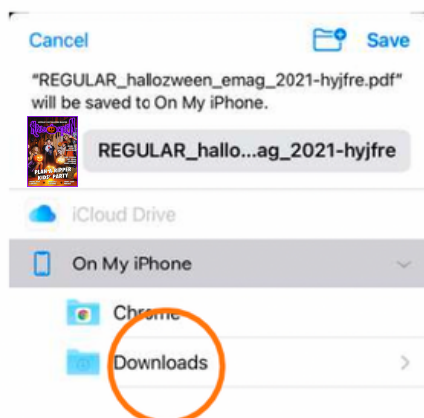
When the magazine opens, you will see an OPEN IN option. On phones, it is bottom right corner; and on tablets, it appears when you click the three dots on the top right of your screen. Allow it to fully open.

STEP THREE



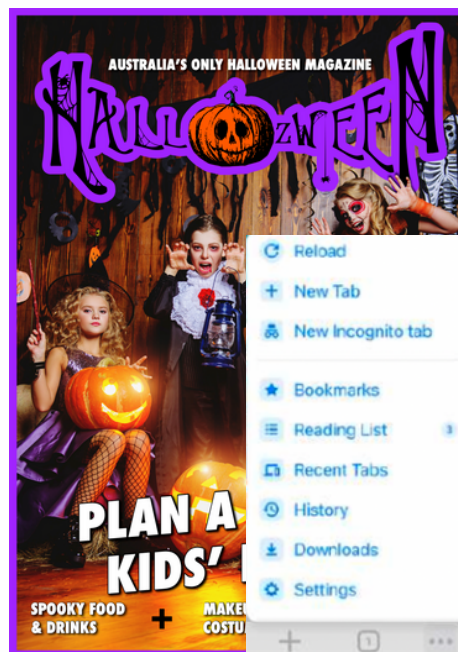
Once the magazine is open, it will give you the option to SAVE TO FILES.

STEP FOUR



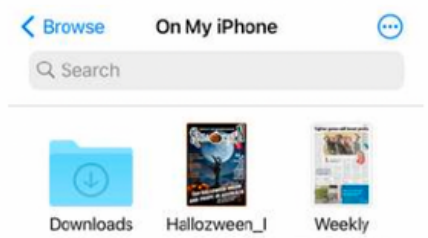
You will then see some location options. Choose DOWNLOADS.

STEP FIVE



Your copy will save to your device. To find it, click on the three dots bottom right & choose Downloads.

STEP SIX



Click on downloads folder.



REGULAR_ha
llozw...hyjfre

5:04 pm

34.9 MB

Your copy will be there waiting for you!